

TEKO Air

DATASHEET | SPECIFICATIONS



CHARACTERISTIC

Modern LED public lighting fixture, designed for top mounting.

USE

- Square
- City parks
- Sidewalks
- Parking spaces

TECHNICAL SPECIFICATIONS

ELECTRICAL PARAMETERS

Light source	» LED
AC voltage	» AC 220–240 V / 50–60 Hz
Connection	» leading out cable » leading out cable with connector (G) » without cable (WO)
Driver	» electronic driver with surge protection L/N-Ground 10 kV
Surge protection	» additional surge protection 10 kV (S)
Fuse	» fuse 6,3 A (J)
Dimming	» non-dimmable (not labeled) » DALI (max. 3 core cable) » night dimming (A)
Constant lumen output	» CLO (C)

LIGHT PARAMETERS

Optical system	» roads (Mxx) » roads (Lxx) » directional (Pxx) » area (Uxx) » combined optics (Kxx)
Light distribution	» direct
Color rendering index	» Ra > 70 » Ra > 80
Color temperature	» AMBER » 2 200 K » 2 700 K » 3 000 K » 4 000 K » 5 000 K » TW
Service life	» > 120 000 hrs. (L90)

CONSTRUCTION

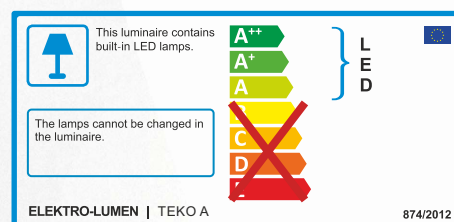

Housing	» aluminum cast
Color	» RAL 7015/9006 » other RAL (on request)
Surface	» matte
Cover	» tempered glass

SAFETY

Protection class	» I » II
Ambient operating temperature	» -40 / +55 °C
Ingress protection	» IP 66
Impact protection	» IK 09
EMC	» YES
Vibration test	» NO
Static load test	» NO
Corrosion test – Salty spray	» YES (1 500 hours)
Lifetime test	» YES
Certification	» EN EC+ » EN EC » IDA Dark Sky Approved
CB mark	» YES
RoHS	» YES
REACH	» YES

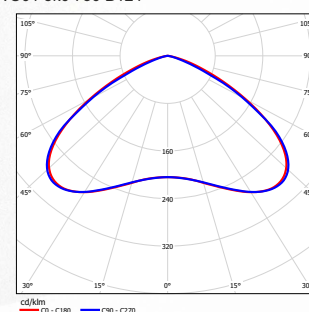
MOUNTING

Method	» decorative boom mounted (on request)
Recommended height	» up to 6 m



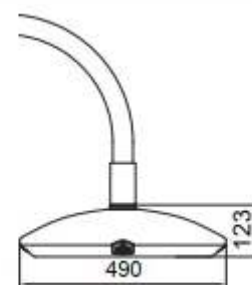
LIGHT DISTRIBUTION CURVE

TEKO A U01 5k0 730 B124



DIMENSIONS

TEKO A



VARIANTS

DATASHEET TEKO A

VARIANTS chip (3535)	AMBER module			WARM WHITE 722			WARM WHITE 727			WARM WHITE 730			NEUTRAL WHITE 740			Luminaire efficiency (lm/W)	Kg**
	Power consumption (W)	Luminaire output flux (lm)		Power consumption (W)	Luminaire output flux (lm)		Power consumption (W)	Luminaire output flux (lm)		Power consumption (W)	Luminaire output flux (lm)		Power consumption (W)	Luminaire output flux (lm)			
		min	max		min	max		min	max		min	max		min	max		
TEKO A Mxx 2k0	16,4	1 796	1 896	16	1 850	1 952	13,9	1 743	1 839	13,9	1 850	1 952	12,6	1 789	1 888	150	8,4
TEKO A Mxx 3k0	27,7	2 668	2 815	23,4	2 668	2 815	20,9	2 668	2 815	19,6	2 721	2 872	18,3	2 722	2 872	157	8,4
TEKO A Mxx 4k0	39,8	3 557	3 754	33	3 619	3 819	28,1	3 557	3 754	26,8	3 655	3 857	24,3	3 561	3 757	155	8,4
TEKO A Mxx 5k0	50,9	4 509	4 758	43,4	4 518	4 767	35,5	4 411	4 654	33	4 429	4 673	31	4 464	4 711	152	8,4
TEKO A Mxx 6k0	61	5 336	5 630	44,4	5 354	5 649	45,5	5 434	5 734	41,1	5 318	5 612	38,3	5 367	5 663	148	8,4
TEKO A Mxx 7k0	75,6*	6 224	6 569	53,7	6 341	6 691	47	6 234	6 578	42	6 061	6 396	41,2	6 332	6 681	162	8,4
TEKO A Mxx 8k0	89,4*	7 114	7 507	63,5*	7 230	7 629	54,3	7 114	7 507	49,3	6 990	7 376	47	7 123	7 517	160	8,4
TEKO A Mxx 9k0	—	—	—	72,9*	7 995	8 436	63,3*	8 253	8 708	59,3	8 235	8 690	54,4	8 119	8 568	157	8,4
TEKO A Mxx 10k0	—	—	—	84,8*	9 044	9 544	69,9*	8 822	9 309	64,9*	8 857	9 346	61	8 929	9 422	154	8,4
TEKO A Mxx 12k0	—	—	—	—	—	—	84,9*	10 414	10 989	79*	10 578	11 162	74*	10 734	11 326	153	8,4

VARIANTS chip (5050)	AMBER optics			WARM WHITE 722			WARM WHITE 727			WARM WHITE 730			NEUTRAL WHITE 740				
TEKO A Lxx 2k0	12,5	1 328	1 543	—	—	—	12,5	1 724	1 824	12,5	1 804	1 909	12,5	1 910	2 022	162	8,4
TEKO A Lxx 3k0	17,5	1 921	2 232	—	—	—	18	2 612	2 764	17,5	2 612	2 764	17,5	2 763	2 924	167	8,4
TEKO A Lxx 4k0	23,1	2 564	2 979	—	—	—	24,5	3 492	3 695	23,1	3 478	3 681	23,1	3 687	3 902	169	8,4
TEKO A Lxx 4k0	28	3 095	3 596	—	—	—	31,1	4 411	4 669	30,6	4 549	4 814	28	4 451	4 711	168	8,4
TEKO A Lxx 6k0	34,1	3 694	4 293	—	—	—	38	5 331	5 642	35,9	5 242	5 548	34,1	5 313	5 623	165	8,4
TEKO A Lxx 7k0	36,9	4 312	5 010	—	—	—	41,3	6 175	6 535	39,6	6 220	6 582	36,9	6 202	6 563	178	8,4
TEKO A Lxx 8k0	44	5 128	5 958	—	—	—	46,4	6 984	7 391	46,4	7 321	7 748	44	7 375	7 804	177	8,4
TEKO A Lxx 9k0	48,7	5 665	6 582	—	—	—	53,7	8 014	8 482	51,2	8 041	8 510	48,7	8 148	8 623	177	8,4
TEKO A Lxx 10k0	53,5	6 190	7 193	—	—	—	59,5	8 823	9 337	58,5	9 098	9 629	53,5	8 903	9 422	176	8,4
TEKO A Lxx 12k0	65,2*	7 389	8 585	—	—	—	73,6*	10 653	11 274	68,7*	10 484	11 096	65,2*	10 626	11 246	172	8,4

* Can not be produced under ENEC licence

** Weight may vary depending on the luminaire variant

Luminaire ambient temperature TQ 25 °C

Initial color consistency: ≤ 5 SDCM

IDA fixture seal of approval relates to ≤ 3 000 K

To meet IDA requirements, the luminaires must be installed horizontally with the road

Optical and electrical parameters tolerance ± 10 %

When using the CLO function, the initial power and luminous flux is 10 % lower than the value shown in the table. LDT curves with CLO function have the letter "C" at the end of their marking.

The term AMBER in lighting technology refers to light with a minimum amount of the blue part of the light spectrum.

AMBER module - the light emitted from the LED chips on the module is already free of the blue part of the light spectrum (standard PMMA optics).

AMBER optics - the optical system absorbs the blue part of light from the LED module and transmits the remaining light spectrum (special AMBER optics).

CODE DESCRIPTION

TEKO A	TW	II	M01	8k0	730	B124	43CA	SJG	H3S	ENEC		
											Name	
											TW	Tunable White
											Class	
											Without marking	Class I
											II	Class II
											Optical system	
											M01	Roads
											L01	Roads
											P01	Directional
											U01	Area
											K01	Combined optics
											AL01	Communication, AMBER optics
											N01	Communication, AMBER module
											BM01	Back light mask
											Luminous flux marking (source)	
											Ra 70 / 3 000 K	
											LED module marking	
											B	LED module type
											1	
											2	
											4	Mask type
											Driver type	
											43	OSRAM 4DIM (DALI) + 3 pole terminal block
											4	OSRAM 4 DIM
											1	OSRAM 1DIM (none DALI)
											D	OSRAM DX – Dexal
											C	Constant luminous flux (CLO)
											A	AstroDim
											S	Surge protection 10 kV
											J	Fuse 6,3 A
											G	Gesis connector
											H	H05(07)RN-F cable (1 mm ²)
											C	CYKY cable (1,5 mm ²)
											WO	Without cable
											2	2 core cable
											3	3 core cable
											S	Standard – 25 cm length of cable (led out of the luminaire)
											1	1 meter (length in whole meters)
											ENEC certification	