



GALAXY

DATASHEET | SPECIFICATIONS



CHARACTERISTIC

Modern LED luminaire, which is designed for urban districts and residential areas.

USE

- Square
- City parks
- Cycle paths
- Road classes II. and III.
- Sidewalks

TECHNICAL SPECIFICATIONS

ELECTRICAL PARAMETERS

Light source	» LED
AC voltage	» AC 220–240 V / 50–60 Hz
Connection	» leading out cable » leading out cable with connector (G)
Driver	» electronic driver with surge protection L/N-Ground 10 kV
Surge protection	» additional surge protection 10 kV (S)
Hedging	» fuse 6.3 A (J)
Dimming	» non-dimmable (not labeled) » DALI » night dimming (A) » preparation for wireless communication NEMA (N) » Zhaga (Z)
Constant luminous flux	» CLO (C)

LIGHT PARAMETERS

Optical system	» roads (Mxx) » roads (Lxx) » directional (Pxx) » area (Uxx) » combined optics (Kxx)
Light distribution	» direct
Color rendering index	» Ra > 70 » Ra > 80
Color temperature	» 2 200 K » 2 700 K » 3 000 K » 4 000 K » 5 000 K
Service life	» > 100 000 hours (L90B10)

CONSTRUCTION

Housing	» aluminum cast
Lamp design	» center position of the column (S4) » offset position of the column (A4)
Color	» RAL 7015
Surface	» mat
Cover	» tempered glass

SAFETY

Protection class	» I » II
Ambient operating temperature	» -40 / +55 °C
Ingress protection	» IP 66
Impact protection	» IK 09

MOUNTING

Method	» pole (48–67 mm) » possibility of tilting ± 20°
Recommended height	» up to 8 m



This luminaire contains built-in LED lamps.

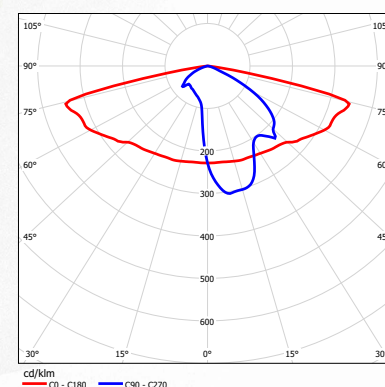
The lamps cannot be changed in the luminaire.

A++ A+ A C D

ELEKTRO-LUMEN | GALAXY 874/2012

LIGHT DISTRIBUTION CURVE

GALAXY M03



VARIANTS

DATASHEET GALAXY

TYPE	POWER (W)				TYPICAL	SERVICE LIFE	WEIGHT
Name	Color temperature (K)						
Ra 70	2 200	2 700	3 000	4 000	Lumen (lm)	L90B10 (hod.)	Kilogram (kg)**
GALAXY 4 Mxx ... 2k0 ...	—	13	12,7	12	2 000	> 100 000	10,0
GALAXY 4 Mxx ... 3k0 ...	—	18,4	17,5	16,6	3 000	> 100 000	10,0
GALAXY 4 Mxx ... 4k0 ...	—	23,2	22,5	21,4	4 000	> 100 000	10,0
GALAXY 4 Mxx ... 5k0 ...	—	28,8	27,9	26,4	5 000	> 100 000	10,0
GALAXY 4 Mxx ... 6k0 ...	—	34,9	33,6	31,9	6 000	> 100 000	10,0
GALAXY 4 Mxx ... 7k0 ...	—	40,8	39,2	37,4	7 000	> 100 000	10,0
GALAXY 4 Mxx ... 8k0 ...	—	46,8	45,3	43,1	8 000	> 100 000	10,0
GALAXY 4 Mxx ... 9k0 ...	—	50,9	50,9	48,6	9 000	> 100 000	10,0
GALAXY 4 Mxx ... 10k0 ...	—	59,9	57,2	54,6	10 000	> 100 000	10,0
Ra 70							
GALAXY 4 Lxx ... 2k0 ...	—	13,3	12,4	12,3	2 000	> 100 000	10,0
GALAXY 4 Lxx ... 3k0 ...	—	18,2	17,1	16,7	3 000	> 100 000	10,0
GALAXY 4 Lxx ... 4k0 ...	—	23,6	22,6	21,7	4 000	> 100 000	10,0
GALAXY 4 Lxx ... 5k0 ...	—	29	27,8	26,7	5 000	> 100 000	10,0
GALAXY 4 Lxx ... 6k0 ...	—	34,7	33,1	31,7	6 000	> 100 000	10,0
GALAXY 4 Lxx ... 7k0 ...	—	40	38,4	36,7	7 000	> 100 000	10,0
GALAXY 4 Lxx ... 8k0 ...	—	46,3	43,4	41,5	8 000	> 100 000	10,0
GALAXY 4 Lxx ... 9k0 ...	—	51,9	48,7	46,4	9 000	> 100 000	10,0
GALAXY 4 Lxx ... 10k0 ...	—	57,9	54	51,5	10 000	> 100 000	10,0

** Weight may vary depending on the luminaire variant
Luminaire ambient temperature TQ 25 °C
Initial color consistency: ≤ 5 SDCM
Optical and electrical parameters tolerance ± 10 %

When using the CLO function, the initial power and luminous flux is 10 % lower than the value shown in the table. LDT curves with CLO function have the letter "C" at the end of their marking.

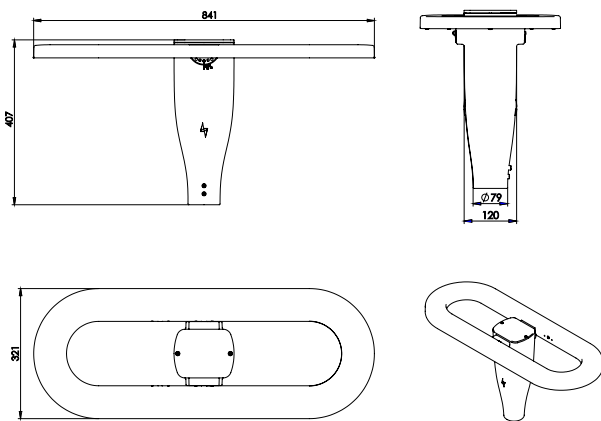
S4 lamp design

A4 lamp design

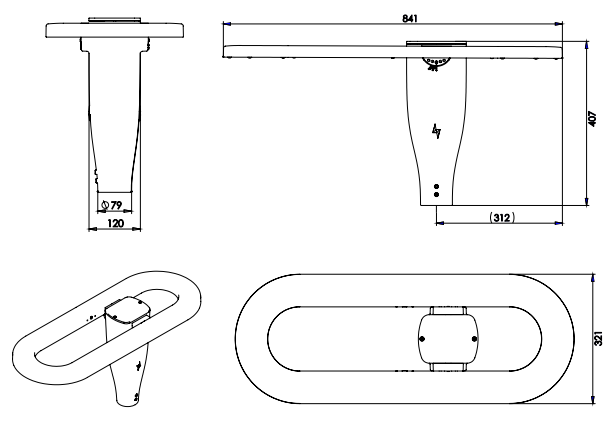


DIMENSIONS

S4 lamp design



A4 lamp design



LEGENDA

GALAXY A4 II M01 8k0 730 B124 45CAZ SJG H3S		
		Name
A4		Offset position of the column
S4		Center position of the column
		Class
Without marking		Class I
II		Class II
		Optical system
M01		Roads
L01		Roads
P01		Reflector
U01		Area
ZP1/ZL1		Transitional
K01		Combined optics
		performance variant (source)
Ra 70 / 3 000 K		
		LED module marking
B		Osram Brick
1		LED module type
2		Performance BIN of the chip
4		Mask version
		Driver type
43	OSRAM 4DIM (DALI) + 3 pole terminal block	
45	OSRAM 4DIM (DALI) + 5 pole terminal block	
45P	OSRAM 4DIM (DALI) + 5 pole terminal block + presence detection	
4	OSRAM 4 DIM	
1	OSRAM 1DIM (neDALI)	
D	OSRAM DX – Dexal (for Zhaga connector)	
C	Constant luminous flux (CLO)	
A	AstroDim	
Z	Zhaga connector, 4 pin (Dexal driver)	
N	NEMA connector, 7 pin (4DIM driver)	
S	Surge protection 10 kV	
J	Fuse 6,3 A	
G	Gesis connector	
H	H05(07)RN-F cable (1 mm ²)	
C	CYKY cable (1,5 mm ²)	
2	2 core cable	
3	3 core cable	
5	5 core cable	
S	Standard – 25 cm length of cable (led out of the luminaire)	
1	1 meter (length in whole meters)	